



Vacu-Fresh System[®]

DESCRIPTION

The Vacu-Fresh[®] System is designed to filter odors that are exhausted from the vacuum pump on sewage pump trucks during operation. It consists of a filtration tank which is installed in the exhaust line after the pump and a special deodorizing liquid which is added to the filtration tank. The tank contains special baffles which assure the foul-smelling exhaust air comes in contact with the deodorizing liquid, which then captures the odor, and the exhaust exits the filter tank odor-free.

KEY ATTRIBUTES

- Universally mounted
- Practically maintenance free
- Use-activated
- Available in 3 tank sizes

TECHNICAL DATA

AVAILABLE SIZES:

Vacu-Fresh[®] Deodorizing 2 Gallon Tank (small)

Size: 19"L x 6"W x 6"H

Vacu-Fresh[®] Deodorizing 6 Gallon Tank (medium)

Size: 20"L x 8"W x 10"H

Vacu-Fresh[®] Deodorizing 14 Gallon Tank (large)

Size: 24"L x 12"W x 12"H

INSTALLATION / MAINTENANCE

Vacu-Fresh[®] Odor Control Pump Filters are designed as a vacuum pump odor control application that uses a liquid odor control to deodorize the fumes exhausted from the trucks vacuum pump during pump operation.

When the pump's exhaust travels through the Vacu-Fresh[®] Pump Filter it causes the odor controlled scent oil to attach itself through multiple internal scent oil wicking balls, thus capturing the tainted exhaust molecules. This process neutralizes the odor and releases a clean fragrant smell from the filter's exhaust.

Vacu-Fresh[®] Odor Control Pump Filter is designed for odor control and is not used for noise control or pump oil collection purposes.

Installation:

Vacu-Fresh[®] Odor Control Pump Filter must be mounted as the last item on the exhaust of your pump system.

Refer to illustration 1.

The pump filter can be universally mounted just about anywhere on the pump truck as long as the pump filter has an easy access to the filler cap and drain plug and does not interfere with any of the pump trucks moving parts or the truck exhaust system.

For most pump truck applications the best option for the Vacu-

Fresh[®] Odor Control Pump Filter installation is directly behind the passenger side entry step support underneath the truck body. Refer to illustration 2.

This will allow easy access to the filler and drain caps and will also prevent the pump filter from obstructing other areas of the pump truck. The pump filter must be mounted so the filler spout is vertical. Mounting tabs are installed for easy installation.

Maintenance:

The Vacu-Fresh[®] Vacuum Pump Exhaust Deodorizing System is virtually a maintenance free application to your truck's vacuum pump exhaust system and requires little to no maintenance for general operation. However, it is recommended that once per year, you completely drain the entire contents of the deodorizer liquid from the tank through the 3/4" drain port provided.

It is also recommended to wash out the Vacu-Fresh[®] Deodorizer Tank using a non-corrosive, aluminum safe cleaner and water in order to clean out any residual sludge or buildup that may accumulate in the tanks interior over time. Once the tank is clean and free of any debris it can be refilled or recharged with new Vacu-Fresh[®] Pump Exhaust Deodorizer Liquid.

Performance Products for Performance Needs.



Walex Products Company, Inc.

For more information about our professional products please visit our website: www.walex.com, send us an email at info@walex.com, or call 800-338-3155 • 910-371-2242.

OPERATING INSTRUCTIONS

Once the Vacu-Fresh® Deodorizer Tank has been properly installed on the pumper truck and plumbed into the vacuum pump exhaust system behind the oil separator, (as shown in the included diagram), the Vacu-Fresh® Deodorizer Tank is now ready for use.

With the provided 3/4" drain plug installed and secured into the Vacu-Fresh® Deodorizer Tank, it is now ready for what is referred to as the "initial charge". This is the amount of Vacu-Fresh® Deodorizer Liquid that is used in your Vacu-Fresh® Deodorizer Tank.

Depending on the size of the Vacu-Fresh® Deodorizer Tank, please refer to the list below to determine the correct amount of Vacu-Fresh® Deodorizer Liquid to use for the first initial charge.

Vacu-Fresh® Deodorizing 2 Gallon Tank (small)

Use: 3/4 - 1 gallon for initial charge

Vacu-Fresh® Deodorizing 6 Gallon Tank (medium)

Use: 1 - 2 gallon for initial charge

Vacu-Fresh® Deodorizing 14 Gallon Tank (large)

Use: 2 - 2 1/2 gallon for initial charge

Once the initial charge of deodorizer liquid has been installed, refilling or recharging the Vacu-Fresh® Deodorizer Tank will be required about every three to four weeks depending on the level of use and liquid evaporation. The need to add deodorizer liquid will be evident when the odor reappears.

VACUUM PUMP EXHAUST DEODORIZER

GENERAL HEALTH & SAFETY

STORAGE & DISPOSAL: Do not contaminate water, food or feed by storage or disposal. Triple rinse container then offer for recycling or reconditioning or puncture and dispose of in sanitary landfill or other procedures approved by state or local authorities. Always keep container closed when stores. Do not transfer to unmarked container.

Keep out of reach of children. For industrial use only. Always consult safety data sheet and refer to use instructions.

DANGER: May be harmful if swallowed. May be harmful in contact with skin. Causes skin irritation. Causes serious eye irritation. May cause an allergic skin reaction.

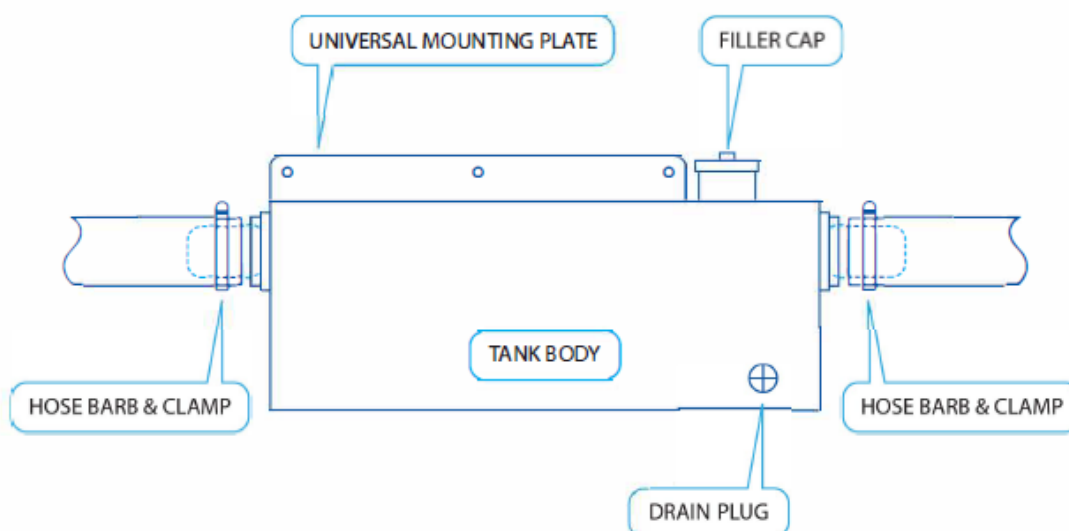
IF SWALLOWED: Rinse mouth. Do not induce vomiting. Immediately call a POISON CENTER or doctor/physician.

IF ON SKIN (OR HAIR): Gently wash with soap and water. If irritation occurs: Get medical advice/attention.

IF INHALED: If breathing is difficult, remove victim to fresh air and keep at rest in a position comfortable for breathing. Get medical advice/attention if unwell feeling continues.

IF IN EYES: Rinse continuously with water for several minutes. Remove contact lenses if present and easy to do. Continue rinsing. Get medical advice/attention.

DEODORIZER TANK ASSEMBLY DIAGRAM

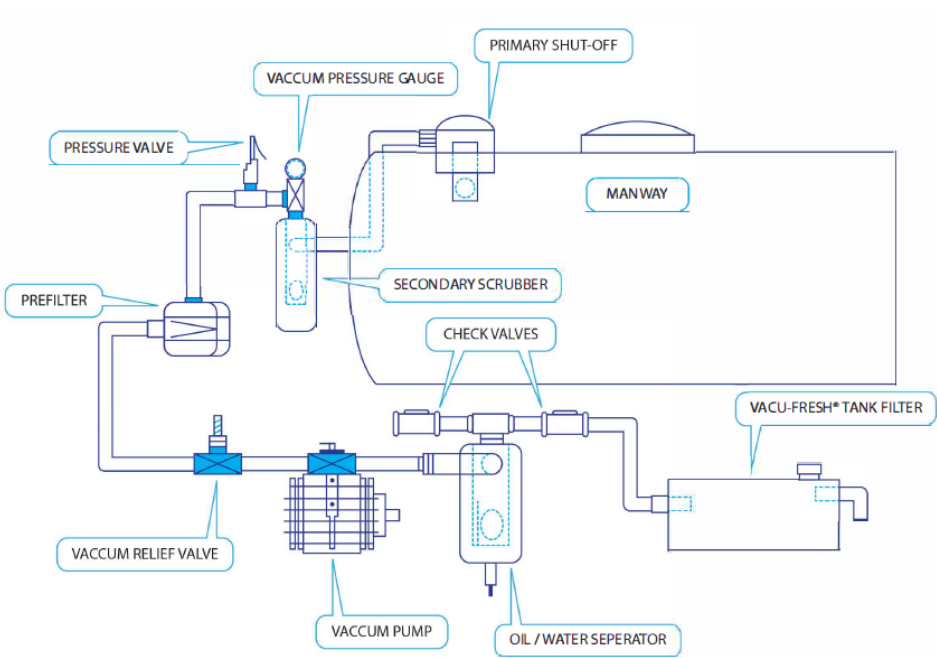


Performance Products for Performance Needs.

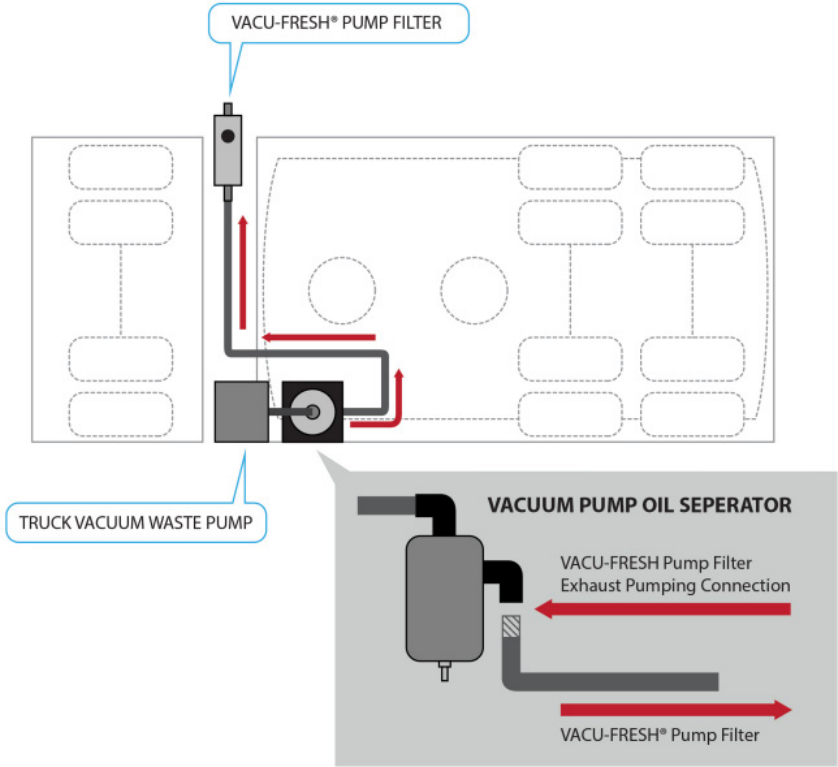
For more information about our professional products please visit our website: www.walex.com, send us an email at info@walex.com, or call 800-338-3155 • 910-371-2242.

WALEX
Walex Products Company, Inc.

VACU-FRESH® PUMP FILTER PLUMPING CONFIGURATION



VACU-FRESH® PUMP FILTER INSTALLATION OVERVIEW



Performance Products for Performance Needs.

For more information about our professional products please visit our website: www.walex.com, send us an email at info@walex.com, or call 800-338-3155 • 910-371-2242.



Walex Products Company, Inc.